

URBANIA



Be *inspired!*



PROUDLY
MADE IN
Canada 

THE URBANIA REVOLUTIONIZES ROTATIONALLY MOLDED SPAS

Inspired by current trends, new economic values and new lifestyles, the Urbania boasts a sleek, modern design in a spa that not only contains practical features, but also features like a cascading waterfall and LED lighting to help set the mood for a truly relaxing spa experience.

The Urbania seating allows for versatility. You can relax in either of the two body-conforming captain's chairs. One chair is 2" wider and 2" deeper than the other to accommodate different body shapes and sizes. Both chairs are equipped with armrests. A full width bench seat enables barrier free movement in the spa and it's curved ends enable it to double as a lounger. The Urbania also contains a step for easier and safer entering and exiting to and from the spa. This step also doubles as a cool down seat so you don't have to exit the spa if you're feeling a bit warm.

The Urbania is a true "Plug & Play" portable spa. It needs no special site preparation. The bottom of the Urbania is totally protected and the spa can be set on any solid level surface. No electrician is needed. The Urbania comes standard with a 15', 120V GFCI protected cord that is ready to be plugged into a dedicated 15amp standard wall receptacle. For those who plan to use their spa for long periods of time in cold weather, it can also be converted to 240V operation for better heating efficiency.

The Urbania is very portable. It weighs approximately 300 lbs., dry weight, and it has eight built in hand recesses for easy lifting and handling. It can easily be transported in the back of most pick-up trucks, on a small trailer or in a moving truck so you don't ever have to worry about leaving your spa behind again.

If you are looking for simplicity, comfort, quality, portability and affordability, look no further than the Urbania.



One piece
polyethylene
construction



Individually
adjustable
stainless steel jets



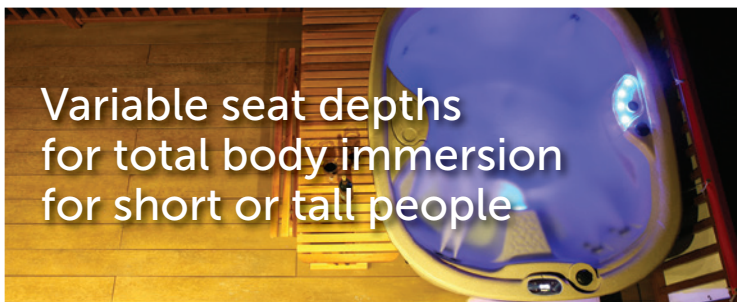
Exterior
lights



LED illuminated
cascading
waterfall



Variable seat depths
for total body immersion
for short or tall people



Easy to lift with
8 separate
hand recesses



INNOVAFLOW

Friction heating
for more savings



**EXTREME
INSULATION**

Roxul Rockwool
+ Thermofoil



Requires no
site preparation



120V
connection
convertible
to 240V



SPECIFICATIONS

Size	81" x 71" x 35"
Dry Weight	320 lbs
Water Capacity	275 US gal
Filled Weight	2,600 lbs
Structure	Rotationally Molded Polyethylene
Insulation	Rock Wool / thermofoil
Seating	2 Captains Chairs 1 Tri-Seat bench / Lounge 1 Step In / Cool Down
Jets	16 Stainless Steel
Waterfall	Cascading with LED Back Lighting
Lighting	Triple LED Main Light Quadruple Waterfall LED Dual Exterior LED
Drain Valve	Included
Equipment Pack	Balboa VS300
Top Side Control	Balboa VL260
Pump	2.0hpr, 2 Speed
Heater	M7 St St - 1.0kw/4.0kw
Ozone	Installation Ready
Power Requirements	120V/15amp / 240V/min 30amp
Electrical Certification	ETL Can. / ETL U.S.
Cover	Premium Vinyl 4/2 Pitch

It's as *easy*
as one, two, three



Put in place



Plug in (120V)




Fill with water



4 seasons


Available spa colors



Charcoal



Moka



Sand



BUILT TO LAST A LIFETIME

- Virtually indestructible
- No cracking or chipping
- Easy surface care and repair

TRULY PORTABLE

- Light weight
- Fits through most doorways
- Easy to transport

NO HASSLE INSTALLATION

- No site preparation required
- Sits on any solid, level surface
- No electrician required (120V)

PROUDLY
MADE IN
Canada